


an




www.blog.maketaketeach.com



am



www.blog.maketaketeach.com




ad




www.blog.maketaketeach.com

ag 


www.blog.maketaketeach.com

ap 

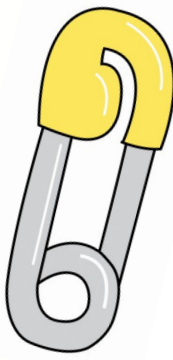
www.blog.maketaketeach.com

at 

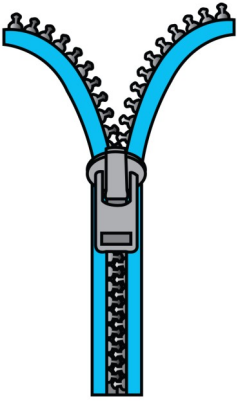
www.blog.maketaketeach.com

ig 

www.blog.maketaketeach.com

in 

www.blog.maketaketeach.com

ip 

www.blog.maketaketeach.com




ed




www.blog.maketaketeach.com

en



www.blog.maketaketeach.com



et



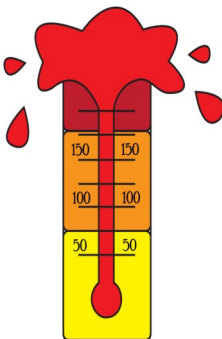
www.blog.maketaketeach.com

op




www.blog.maketaketeach.com

ot




www.blog.maketaketeach.com

ub




www.blog.maketaketeach.com



ug



www.blog.maketaketeach.com



un



www.blog.maketaketeach.com



ut



www.blog.maketaketeach.com

c
m
r
t
f
p

an

h
r
y
S
P

am

b
h
s
a
m
p

ad

b
n
t
r
w

ag

c
m
n
t
l

ap

b
c
r
h
f
p

at

b
d
w
f
p

ig

b
t
f
s
p

in

d
s
h
N
r
t

ip

l
w
r
b
f

ed

B
h
m
t
a
p

en

j
l
w
n
g
p

et

h
t
c
m
p

op

a
c
h
n
r
t

ot

t
c
r
s
p

ub

b
d
m
j
h
r

ug

b
f
n
s
g
r

un

h
b
c
n
r

ut

Print word family cards on full sheet labels. Print the letter slides on cardstock and cut out cards and letter strips.

You will need the following Glidden paint samples 5 x 3 1/2:

- 2- Onyx Black
- 1- Leather Brown
- 2- Shaded Fern
- 2- Pink Heather
- 1- Mustard Seed
- 4- Lucky Shamrock
- 2- Cherries Jubilee
- 1- Spring Leaf
- 1- Morning Heather
- 1- Totally Teal
- 1- Warm Gold

Note- the above colors are listed to match the colored borders on each word family card. This is not really necessary.