

Sum It Up

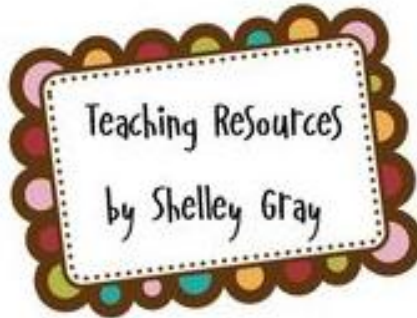
a dice and graphing
activity

Created by Shelley Gray

Copyright © Shelley Gray 2012
All rights reserved by the author.
Permission to copy for classroom use only.
Electronic distribution limited to classroom use only.

Join me on Facebook to become part of a
collaborative teacher community!


<http://www.facebook.com/teachingresourcesbyshelleygray>



Follow me on Teachers Pay Teachers to receive new
product notifications direct to your inbox!

<http://www.teacherspayteachers.com/Store/Shelley-Gray/Products>





ABOUT this RESOURCE

This is an addition and graphing activity that is ideal for independent practice or as a partner activity at a math workstation.


For independent practice, have students complete the activity on their own and see which row on the graph will be filled in first. As a partner activity, you may choose to have students see who can get one row filled up first. Alternatively, students can work cooperatively to try to fill the rows.

I have included two versions of this activity which will help you provide differentiation within your classroom. The first page involves adding two dice (addends) to make a sum. The second page involves adding three dice (addends) to make a sum. Use the three-addend version as enrichment for some students, or as a follow-up to the two-addend version.

Enjoy!

2									
3									
4	2+2	3+1	1+3	3+1					
5									
6									
7	4+3								
8									
9	4+5	3+6							
10	4+6								
11									
12									

Have students write the addends in each box on the graph as they roll the sums.





Directions

Roll the dice and add them to make a sum.

Find the sum on your graphing sheet and write the addends in one square.

Which row will you fill up first?





sum it up

Roll 2 dice. Add them together to make a sum. Find the sum on the graph and write the addends in one square.

Then roll again. Which row will you fill in first?

2								
3								
4								
5								
6								
7								
8								
9								
10								
11								
12								



sum it UP

Roll 3 dice. Add them together to make a sum. Find the sum on the graph and write the addends in one square. Then roll again. Which row will you fill in first?

3								
4								
5								
6								
7								
8								
9								
10								
11								
12								
13								
14								
15								
16								
17								
18								

Thank-you!

Thank you for your download. If you have questions, concerns or general comments, please feel free to contact me at

shelley_gray@hotmail.com

or through my Facebook page at

<http://www.facebook.com/teachingresourcesbyshelleygray>

Have a wonderful day!

~Shelley

Some of the graphics and lettering for this resource are courtesy of:

[Graphics Factory](#), [Print Candee](#) and [Goodness and Fun](#)

Copyright © Shelley Gray 2012

All rights reserved by the author.

Permission to copy for classroom use only.

Electronic distribution limited to classroom use only.

