

READING RESPONSES

FOR

fiction, non-fiction,
and listen to reading

Rachelle @
WhatTheTeacherWants.blogspot.com



READING RESPONSE

Book: _____

Name 2 main characters:

1. _____

2. _____



What was the problem:

What was the solution:

NAME _____

READING RESPONSE

Book: _____

Name 2 main characters:

1. _____

2. _____




What was the problem:

What was the solution:


NAME _____

4 fun facts


NAME _____

4 fun facts

NAME _____

after reading or listening




beginning:

middle:

end:

after reading or listening



beginning:

middle:

end:

Listen to Reading

Book: _____

Words from the book I can read myself:

1. _____

2. _____

3. _____

4. _____

5. _____



My favorite part:

A large rectangular area enclosed by a thick dashed black border, intended for writing the favorite part of the book.

Listen to Reading

Book: _____

Words from the book I can read myself:

1. _____

2. _____

3. _____

4. _____

5. _____



My favorite part:

A large rectangular area enclosed by a thick dashed line, intended for the student to write their favorite part of the book.

non-fiction

Read and learn

Book Title: _____

Write **3** new things you learned:

1. _____


2. _____

3. _____

Write **1** thing you already knew:

1. _____

Draw a picture of your favorite part:



I♥Reading! I♥Reading! I♥Reading! I♥Reading!

Name _____

non-fiction

Read and learn

Book Title: _____

Write **3** new things you learned:

1. _____

2. _____

3. _____

Write **1** thing you already knew:

1. _____

Draw a picture of your favorite part:



I♥Reading! I♥Reading! I♥Reading! I♥Reading!

Name _____


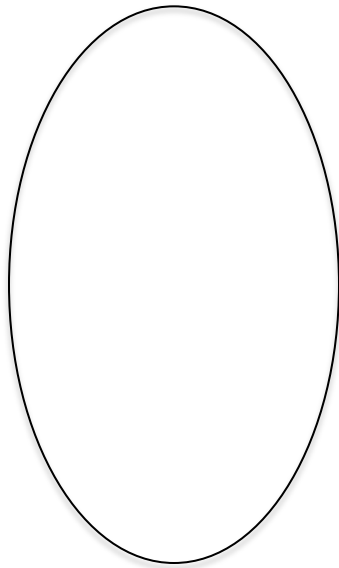
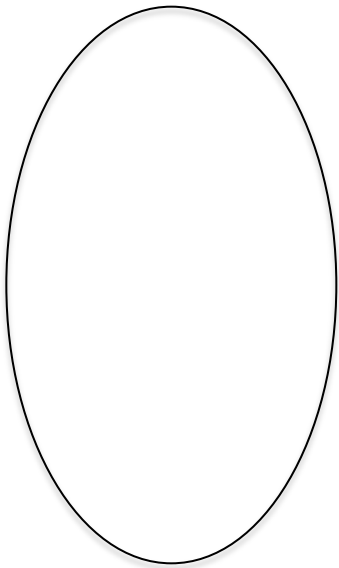
Name: _____

I CAN REMEMBER THE STORY

Setting: _____



Main Characters {draw a picture and label below}:



My favorite part was:

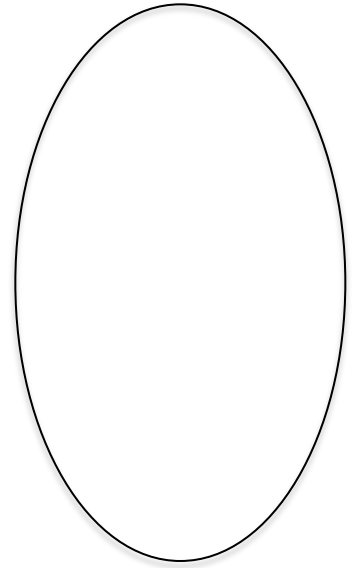
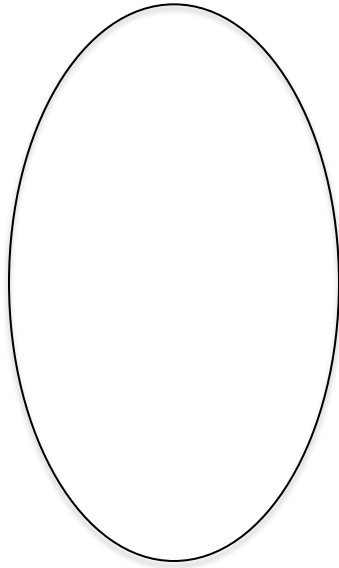
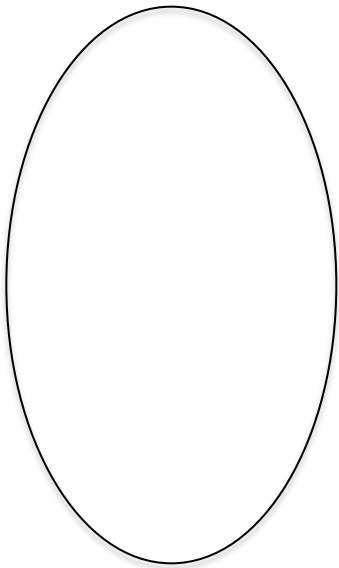
Name: _____

I CAN REMEMBER THE STORY

Setting: _____



Main Characters {draw a picture and label below}:




My favorite part was:

Name _____

main character

Write 6 words describing
the main character



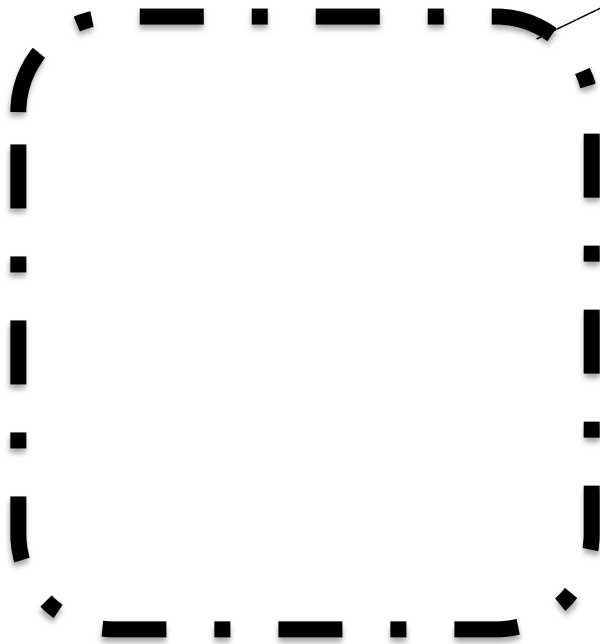
Name of character:

Did you like the main character? Why or why not?

Name _____

main character


Write 6 words describing
the main character



Name of character:

Did you like the main character? Why or why not?

Listen to Reading



This side goes up

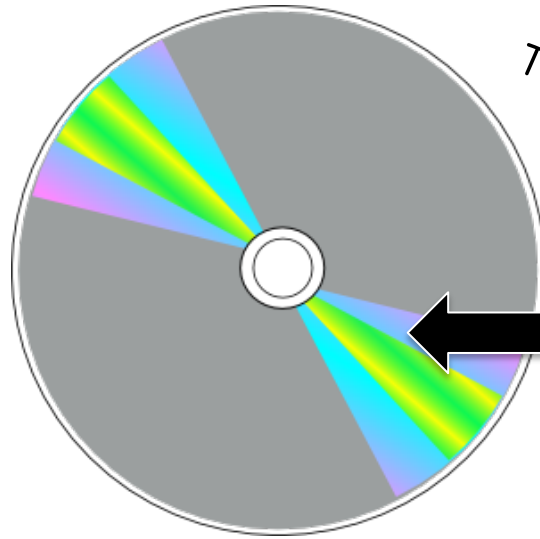


● **stop**

● **Play**

● **Rewind**

Listen to Reading



This side goes down



● **stop**

● **Play**

thank you!

I hope you have enjoyed this freebie! If you have any questions or you have some tips for my next unit, please feel free to email me at whattheteacherwants@gmail.com! If anything is confusing and you need some clarification, please email me! Thank you so much!!!

Love, Rachelle

For more units and packets, visit me at my store:
<http://www.teachenspayteachers.com/Store/Rachelle-Smith>



graphics ©
www.thistlegirldesigns.com



www.scrappindoodles.com

For teaching ideas, tips, and downloads, visit me at my blog:
Whattheteacherwants.blogspot.com