

CAFÉ Strategy Cards



By Down Under Teacher

Use my **schema** to make connections.

This reminds me of...



Check for understanding.

Does it make sense?

That doesn't sound right...



It doesn't make sense?

Back up and reread.



Retell the story in
sequence.

Setting, characters,
problem, events,
solution.

Make a picture or
mental image.



Ask questions before, during and after reading.

Predict what will happen then confirm.

Next, she will save the prince!



Infer using your schema and text clues.

I think... because...



Use text features.

Titles, headings, diagrams, captions, contents, glossaries, tables, maps.

Compare and contrast.



How is something alike and different?


Use the picture.

The house
was brown.



Do the pictures and words match?

Cross checking.



Does it look right? Does it sound right?
Does it make sense?

Use beginning and
ending sounds.


walks
walked
walking
walker

Stretch the word out.



Blend the sounds together.

Flip the sound.  OR



Try another sound the letter/s make.

Chunk parts you know
together.

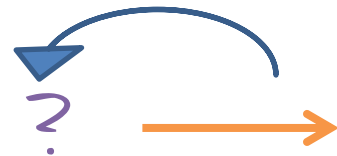
in/for/ma/tion
to/get/her

Think of a word that
makes sense.

The horse
was brown.











Skip the word and
then come back.



Read the sentence again
and say the first sound.


At the farm, there was a br__ horse.

Recognise words at
sight.  said  they  by  some  and

Use known words to
work out other words.  cake
 bake
 take

Voracious reading.

Be an enthusiastic reader! Read lots!



Practice sight words.

my

come

caught

light

buy

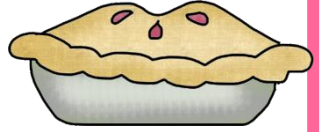
Read "good fit" books.



5 finger rule

Determine the author's purpose.


Persuade



Inform

Entertain

Pay attention to punctuation.



Listen to fluent, expressive reading.



Adjust your reading rate depending on the text.



Read with expression.



Show the meaning or feeling of the text in how it is read.



Voracious reading.

Be an enthusiastic reader! Read lots!



Tune into interesting words.

gruesome

astonishment

humbled

Use new vocabulary in speaking and writing.



Use schema and context clues to predict meanings.



Use pictures, diagrams and illustrations.



Use word parts to determine the meaning of unknown words.



un = not

Use a dictionary or glossary to define words.



Ask someone to define a word for you.

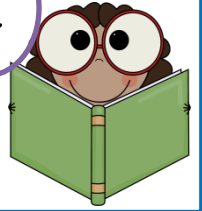


Use a thesaurus to find synonyms and antonyms.



Monitor and Fix-Up

Hmm, I should think about that more and use fix-up strategies.



Identify the main idea and supporting details.

Main Idea

Detail Detail

Recognise literary elements.

Genre, plot, setting, characters, problem and solution.



Summarise the text.

Somebody, Wanted, But, So, Then.

Read favourite books again and again.



Recognise cause and effect.



British/Australian spelling

Summarize the text.

Somebody, Wanted, But, So, Then.

Read favorite books again and again.



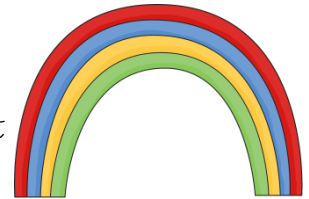
Recognize cause and effect.



Cause: What made it happen.



Effect: What happened.



American spelling

Recognize literary elements.

Genre, plot, setting, characters, problem and solution.



Recognize words at sight. *said* *they* *by* *some* *and*

American spelling

This is unofficial adaptation of the CAFE Strategies by Gail Boushey & Joan Moser. This freebie is not endorsed by the 2 Sisters. Visit <http://www.thedailycafe.com> for more information.

Credits:



<http://www.scrappindoodles.com/>



<http://digiwebstudio.com/store/>

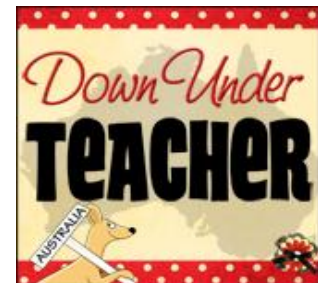
Thank you so much for downloading one of my products! I hope you and your little friends can make use of these cards.

Please consider leaving feedback once you have tried it out. You can also email me any questions, concerns or changes you would like made at downunderteacherblog@gmail.com.

For lots of freebies and ideas, you can visit my blog at <http://downunderteacher.blogspot.com.au/>

Thanks again

 Kylie

The logo for Kylie features a yellow kangaroo silhouette on the left, with the name "Kylie" written in a large, black, cursive font to its right.

© 2012 Down Under Teacher. All rights reserved.

The original purchaser is granted permission to reproduce these pages in limited quantities for their own classroom use only. Duplication for an entire grade level, school, school system or for commercial purposes is strictly forbidden without written permission from the publisher.

Redistributing, editing, selling, or posting this item or any part thereof on the Internet (even a personal/classroom website) are strictly and is a violation of the Digital Millennium Copyright Act (DMCA). Published 2012 by: Down Under Teacher, Brisbane, Queensland, Australia.

downunderteacherblog@gmail.com