



#### Objective

The student will read high frequency words.



#### Materials

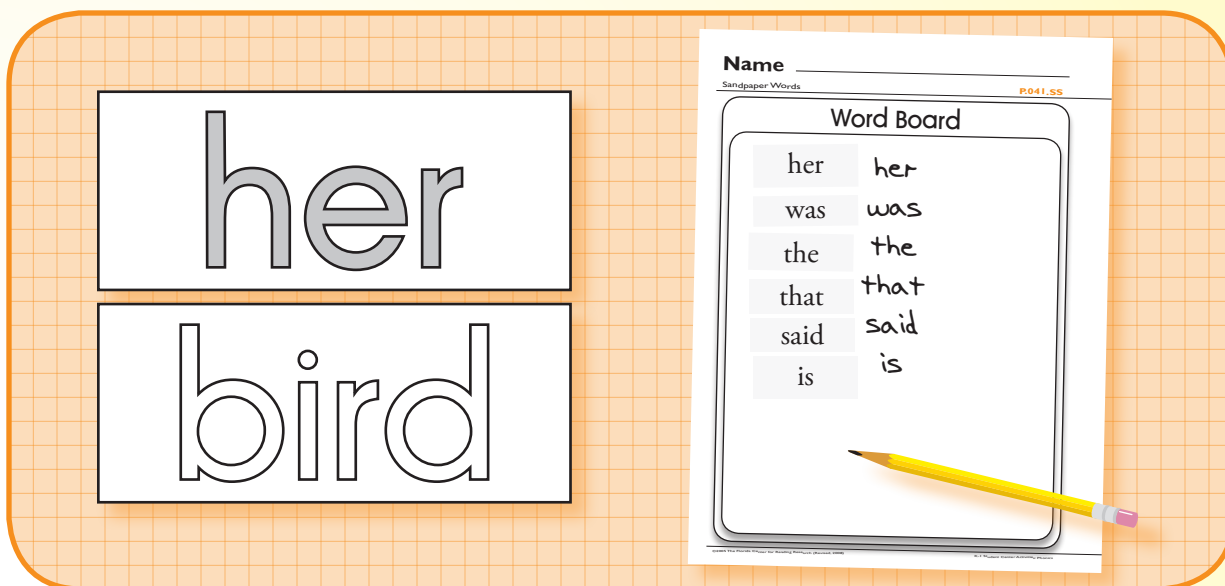
- ▶ Tactile word patterns (Activity Master P.041.AM1a - P.041.AM1d)  
*Make word cards using sandpaper, corrugated cardboard, salt, rice, or textured fabric.*
- ▶ Student sheet (Activity Master P.041.SS)
- ▶ Print resources (e.g., magazines and catalogs)  
*Review the print resources to ensure the information is appropriate for young children.*
- ▶ Scissors
- ▶ Glue
- ▶ Pencil



#### Activity

Students practice reading high frequency words made from tactile letters, then find them in print.

1. Place the tactile words, print resources, scissors, and glue on a flat surface. Provide the student with a student sheet.
2. The student selects a tactile word and reads it. Says each letter while tracing it with "lead finger."
3. Writes the word on the student sheet.
4. Finds the target word in the print resource, cuts it out, and glues it beside the matching word on the student sheet.
5. Continues until all target words are found and glued on student sheet.
6. Teacher evaluation



#### Extensions and Adaptations

- ▶ Search for target words in the classroom.
- ▶ Practice spelling the words.
- ▶ Use other high frequency words.

# Phonics

Sandpaper Words

P.041.AM1a

was

the

and

tactile word patterns



he

she

are



# Phonics

Sandpaper Words

P.041.AM1c

is

said

that

tactile word patterns



in

of

to




**Name** \_\_\_\_\_

Sandpaper Words

**P.041.SS**

# Word Board





## Objective

The student will read high frequency words.



## Materials


- ▶ High frequency word cards (Activity Master P.HFWC.001 - P.HFWC.050)  
*Select target words.*
- ▶ Checkerboard (Activity Master P.042.AM1)  
*Make four copies of the checkerboard on card stock, connect to make a full size checkerboard, and laminate.*
- ▶ Checkers (Activity Master P.042.AM2)
- ▶ Vis-à-Vis® marker  
*Write target high frequency words on the squares of the game board.*



## Activity

Students practice reading high frequency words while playing a checker game.

1. Place the checkerboard on a flat surface with the corner white square to the student's left. Place checkers on the board in the traditional manner.
2. Taking turns, students move a checker to a word (either directly or by jumping and taking an opponent's piece) and orally read the word on the square.
3. If able to read the word correctly, keeps the checker on that square. If unable to read the word, returns to the previous square.
4. Continue until one student reaches the opposite side of the board.
5. Peer evaluation



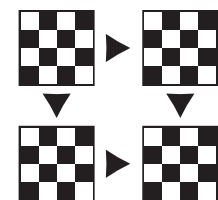
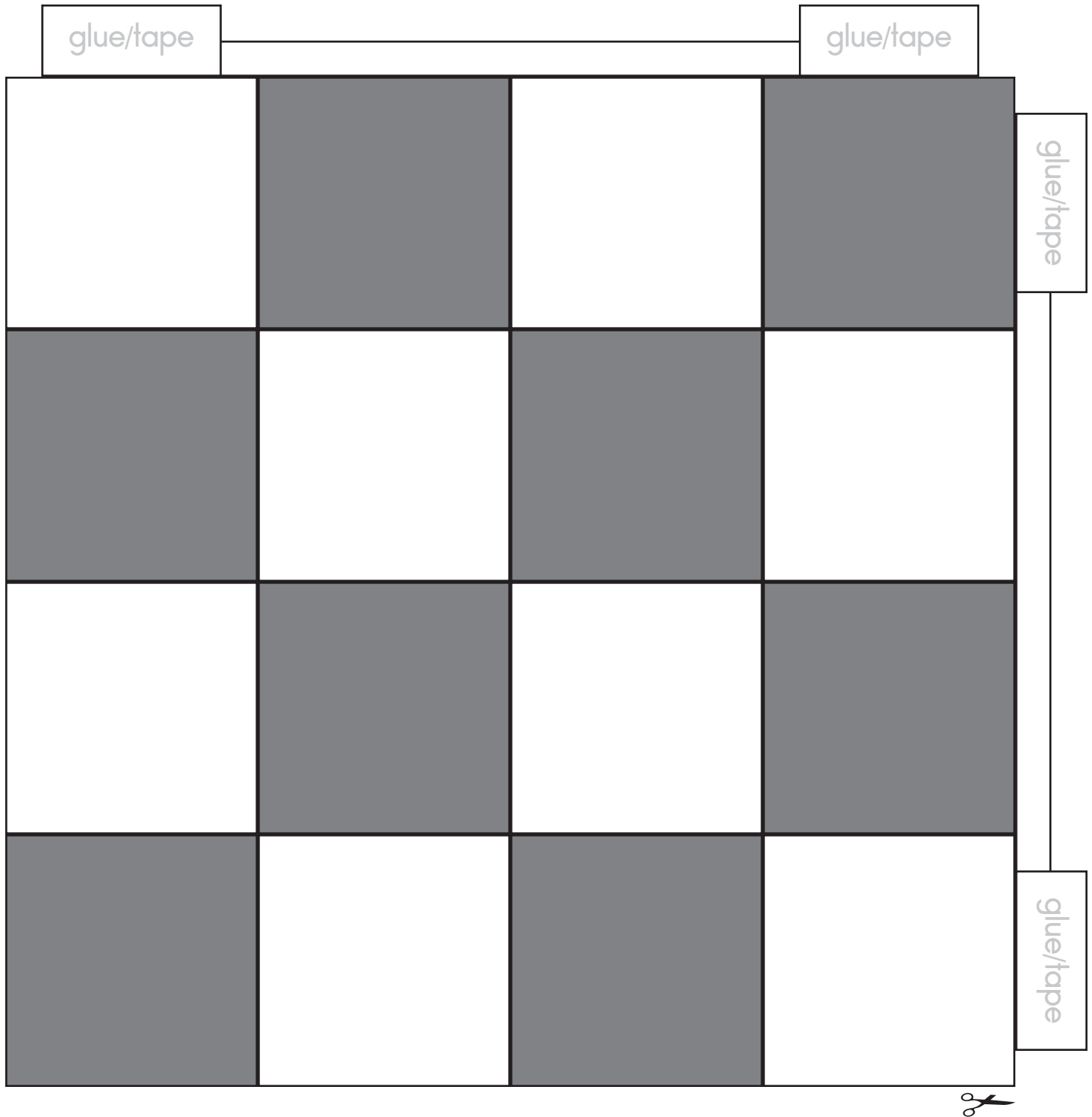
## Extensions and Adaptations

- ▶ Use other high frequency words.

# Phonics


Word Checkers

P.042.AMI



checker board section





checkers



### Word Fishing

#### Objective

The student will read high frequency words.


#### Materials

- ▶ High frequency word cards (Activity Master P.HFWC.001 - P.HFWC.050)  
*Select target words.*
- ▶ Fish pattern (Activity Master P.043.AM1)  
*Make multiple copies, laminate, and cut.*  
*Attach a high frequency word to each fish.*
- ▶ Paper clips  
*Punch hole near each fish nose and attach paper clip.*
- ▶ Container for a “pond” (e.g., plastic fish bowl, paper bag)  
*Place fish in the container.*
- ▶ Fishing pole (e.g., tie string to a ruler and attach a magnet)

#### Activity

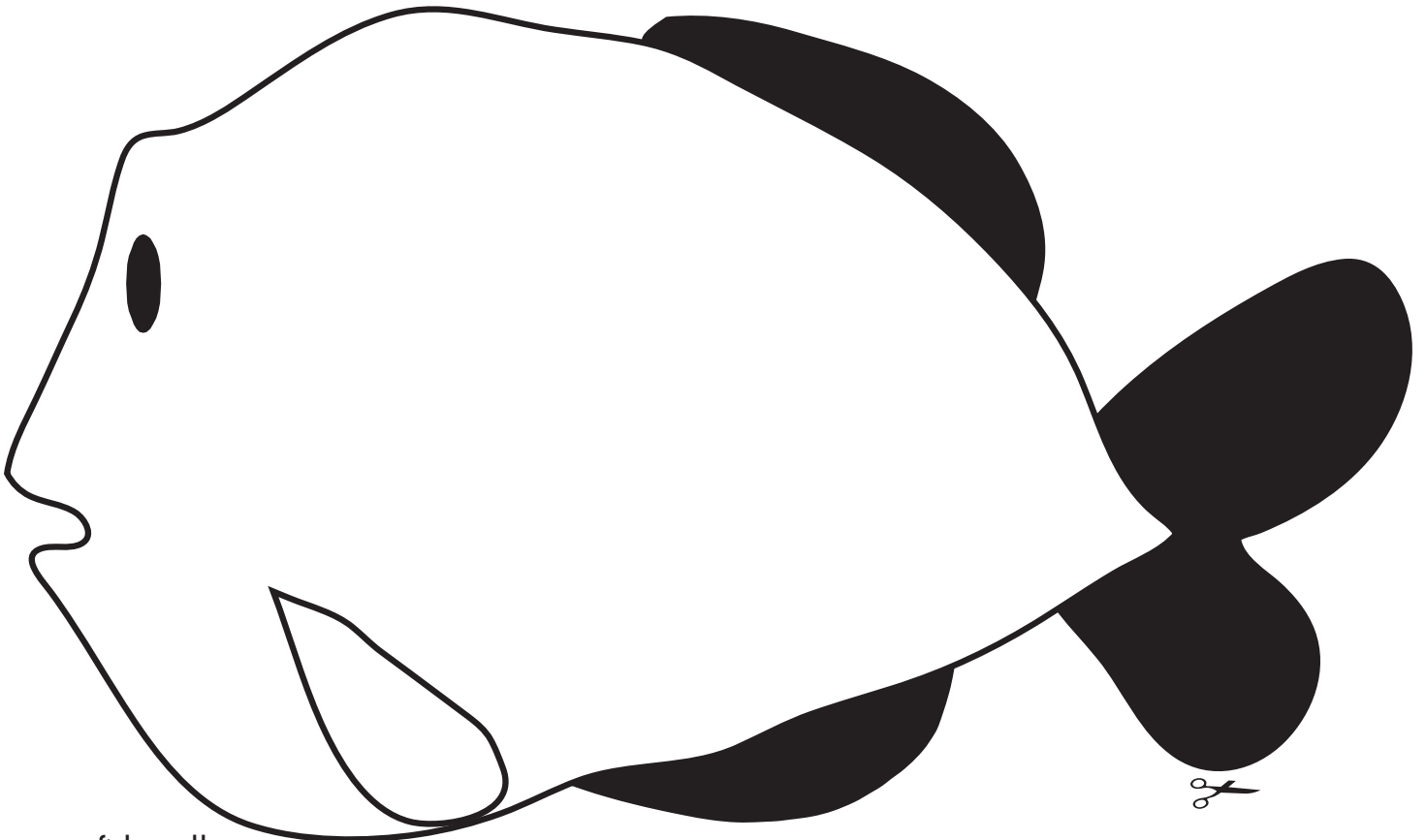
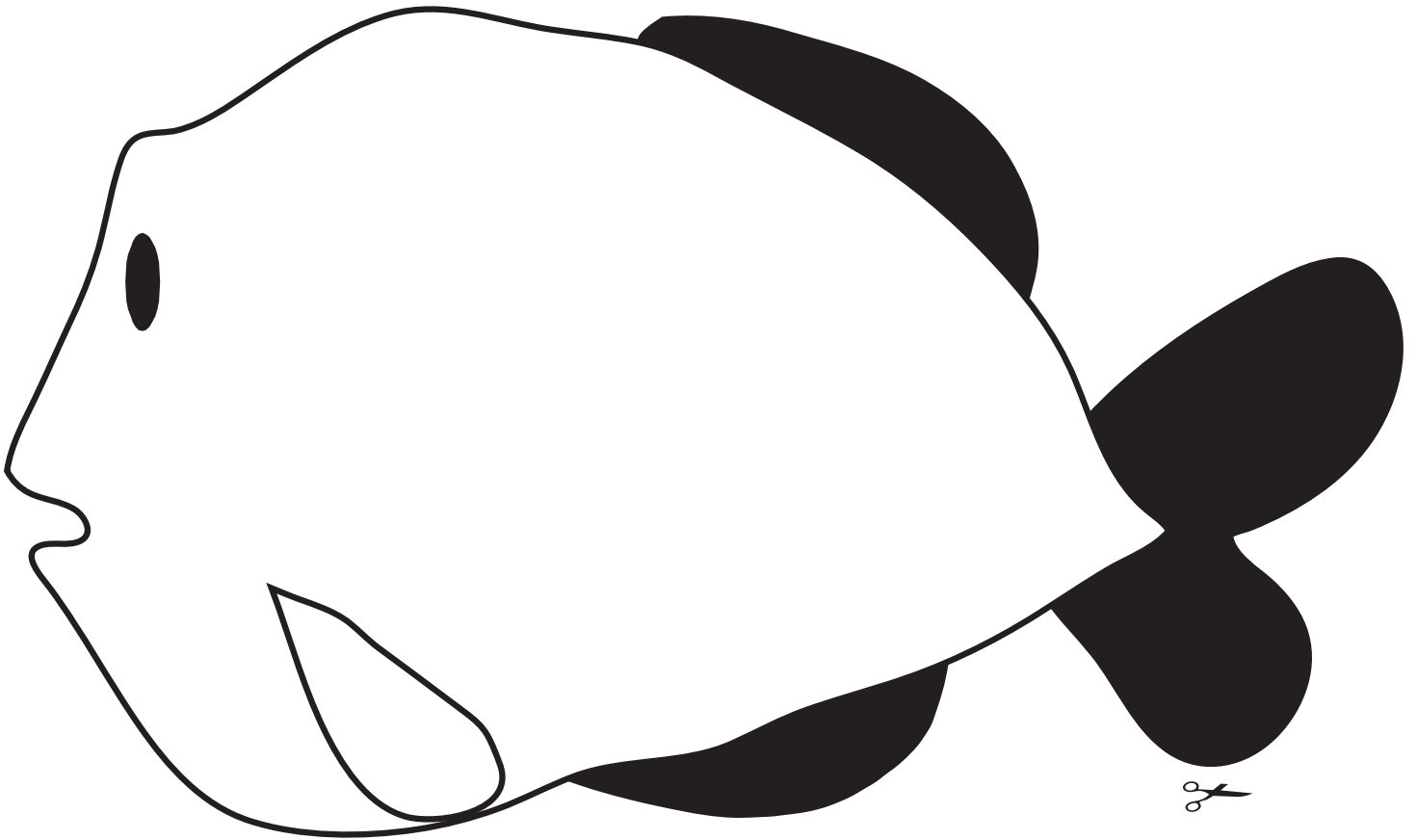
Students practice reading high frequency words while playing a “fishing” game.

1. Place “pond” and fishing pole at the center.
2. Taking turns, students use the fishing pole to “catch” a word fish. Read the word.
3. If able to read the word, keep the word fish. If unable to read the word, return the word fish back to the “pond.”
4. Continue until all word fish are “caught.”
5. Peer evaluation



#### Extensions and Adaptations

- ▶ Write the words that are “caught.”
- ▶ Use the word fish as flash cards.



fish patterns



### Word Baseball

#### Objective

The student will read high frequency words.

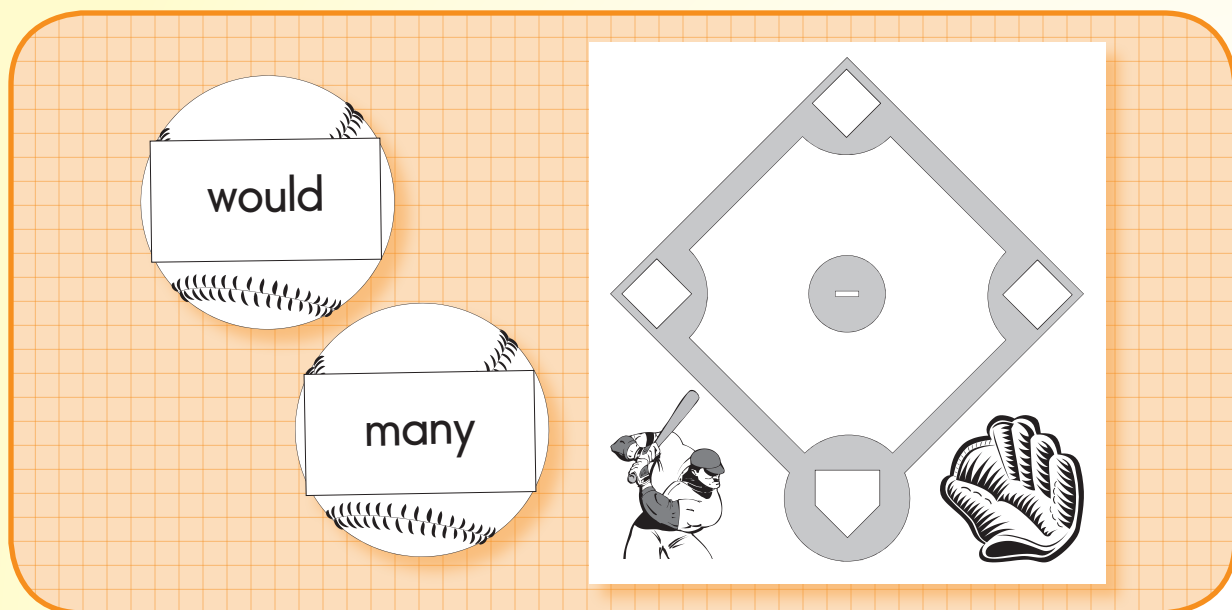
#### Materials

- ▶ High frequency word cards (Activity Master P.HFWC.001 - P.HFWC.050)  
*Select target words.*
- ▶ Baseball pattern (Activity Master P.044.AM1)  
*Make multiple copies, laminate, and cut. Attach a high frequency word card to each baseball.*
- ▶ Word Baseball game board (Activity Master P.44.AM2)
- ▶ Game pieces (e.g., counters)

#### Activity


Students practice reading high frequency words while playing a baseball game.

1. Place the game board and game pieces on a flat surface. Place the baseball cards face down in a stack.
2. Student one, the pitcher, picks up the first baseball and shows it to student two, the batter, who reads the word.
3. If correct, advances to first base. If incorrect, batter receives an out and the card is placed at the bottom of the pile.
4. Continues to move around the bases as words are correctly read.
5. After three outs or two runs, switch roles.
6. Continue until all target words are read.
7. Peer evaluation



#### Extensions and Adaptations

- ▶ Use other high frequency words.



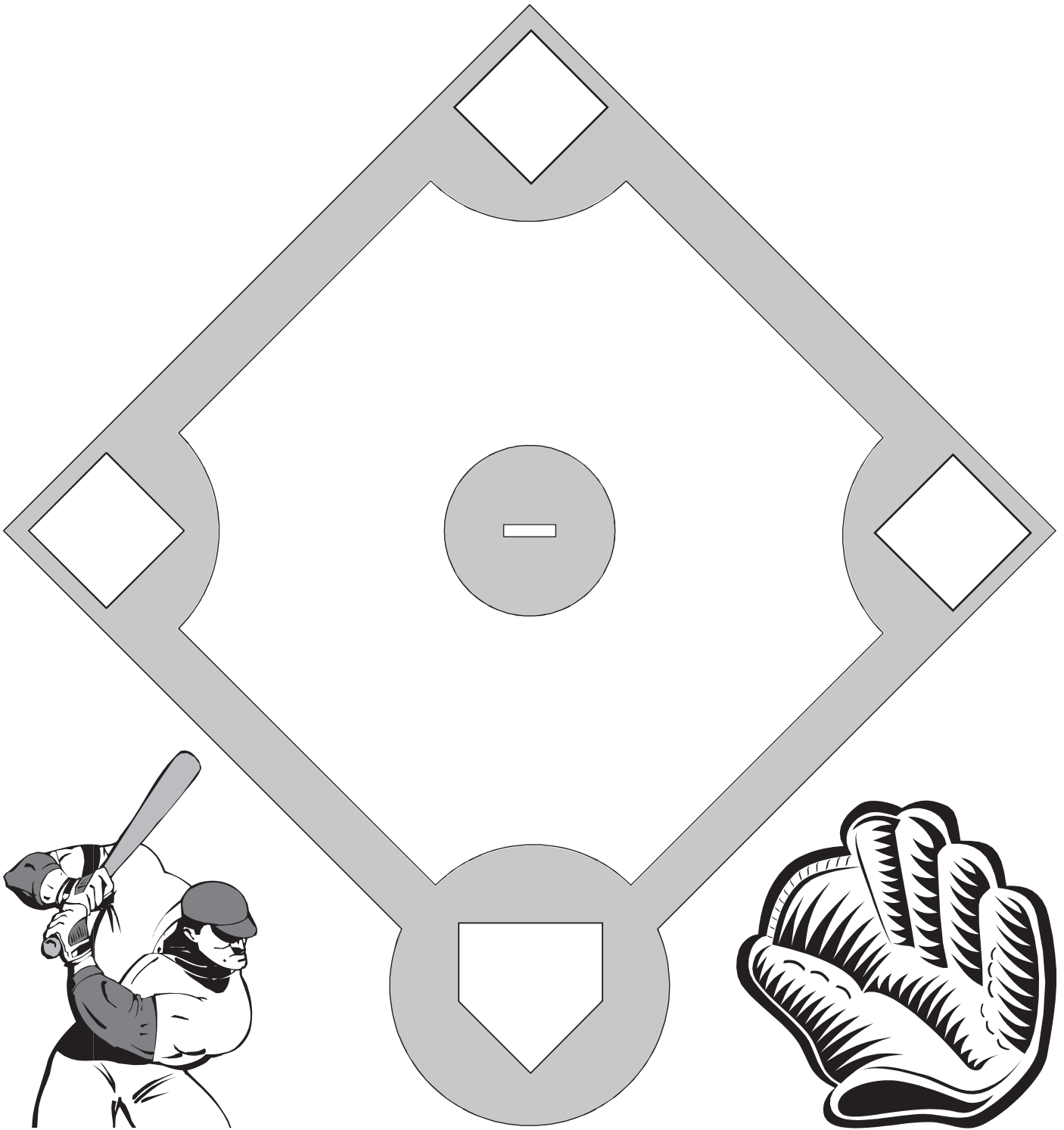
baseball patterns



# Phonics

Word Baseball

P.044.AM2



word baseball game board



### Objective

The student will read high frequency words.



### Materials

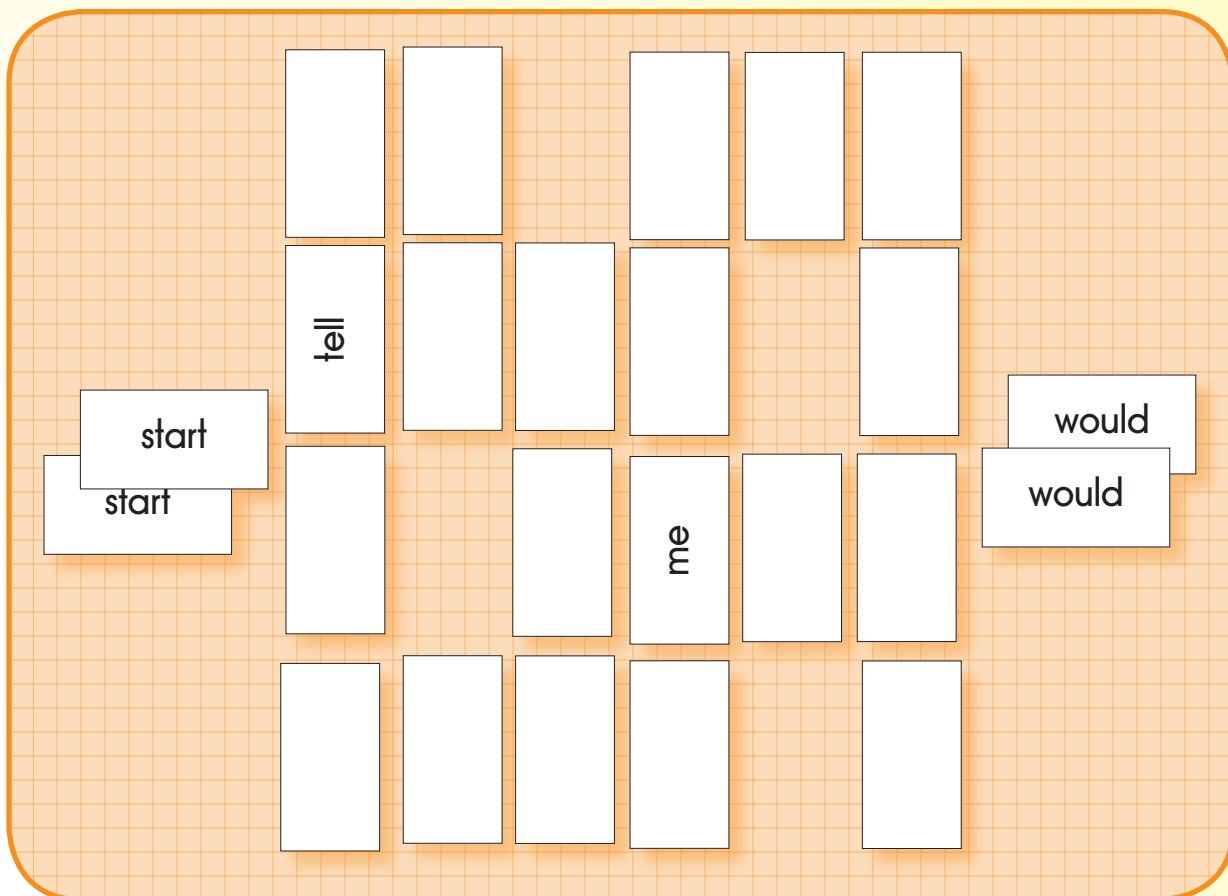
- ▶ High frequency word cards (Activity Master P.HFWC.001 - P.HFWC.050)  
*Select eight to twelve target words.*  
*Copy twice.*



### Activity

Students practice reading high frequency words while playing a memory game.

1. Place the high frequency word cards face down in rows.
2. Taking turns, students select two cards, read them orally, and determine if they match.
3. If there is a match (e.g., would, would), pick up cards and place to the side. If cards do not match (e.g., me, tell), return them to their original places.
4. Continue until all matches are made.
5. Peer evaluation




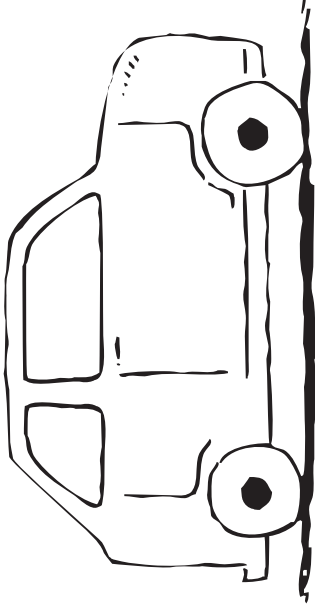
### Extensions and Adaptations

- ▶ Use other high frequency words.
- ▶ Use word and picture cards (Activity Master P.045.AM1a - P.045.AM1c).

# Phonics

Word Memory Game

P.045.AM1a



car



boy

tree

word memory game cards







house

can



plant



# Phonics

Word Memory Game

P.045.AM1c



book

earth

three

word memory game cards





#### Objective

The student will read high frequency words.


#### Materials

- ▶ High frequency word cards (Activity Master P.HFWC.001 - P.HFWC.050)  
*Select target words.*
- ▶ Bowling ball pattern (Activity Master P.046.AM1)  
*Make multiple copies, laminate, and cut.*  
*Attach a high frequency word to each ball. Write a score from one-to-ten on the back of each ball.*
- ▶ Bag  
*Place the balls in the bag.*
- ▶ Student sheet (Activity Master P.046.SS)

#### Activity

Students practice reading high frequency words while playing a bowling game.

1. Place the bag of bowling word cards on a flat surface. Provide students with a student sheet.
2. Taking turns, students select a bowling ball word out of the bag and read it orally.
3. If able to read the word, receives the score written on the back of the card. If unable to read the word, receives no points for a "gutter ball."
4. Record points on the score card.
5. Continue until student sheet is complete.
6. Peer evaluation



Word Bowling Score Card											
Name	1	2	3	4	5	6	7	8	9	10	Total
Danny	8	0	7	6							
Keisha	9	5	0								

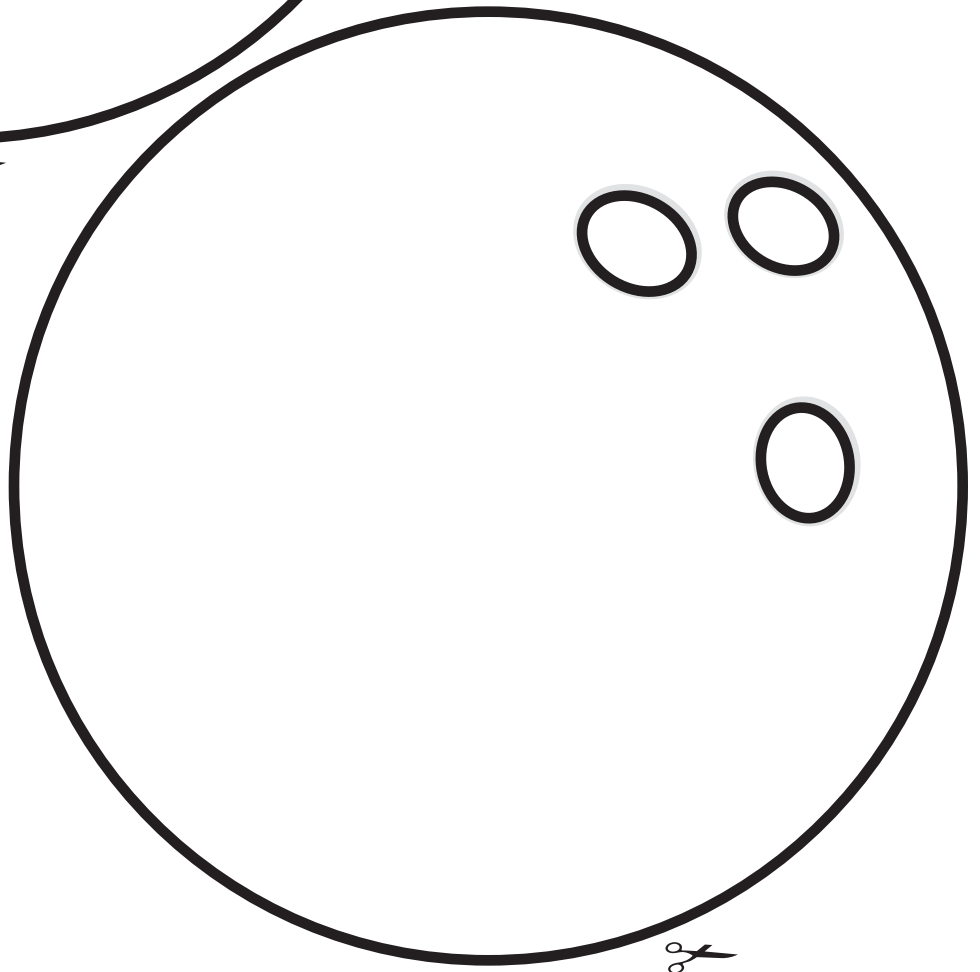

#### Extensions and Adaptations

- ▶ Use other high frequency words.

# Phonics

Word Bowling

P.046.AMI



bowling ball patterns

Name \_\_\_\_\_

P.046.SS

Word Bowling

# Word Bowling Score Card

Name	1	2	3	4	5	6	7	8	9	10	Total

# Phonics

High Frequency Word Cards

P.HFWC.001

is

that

of

the

and

you



P.HFWC.002

High Frequency Word Cards

to

it

he

a

in

was



# Phonics

High Frequency Word Cards

P.HFWC.003

as

his

with

for

on

are





this

at

have

they

be

I



# Phonics

High Frequency Word Cards

P.HFWC.005

or

had

word

from

one

by



were

what

we

but

not

all



# Phonics

High Frequency Word Cards

P.HFWC.007

your

can

use

when

said

there



she

do

how

an

each

which



# Phonics

High Frequency Word Cards

P.HFWC.009

first

water

been

their

if

will



oil

about

who

call

up

other



# Phonics

High Frequency Word Cards

P.HFWC.01 I

made

may

come

its

get

part





did

long

final

down

now

day



# Phonics

High Frequency Word Cards

P.HFWC.013

only

sound

little

over

take

new



out

year

many

know

work

place



# Phonics

High Frequency Word Cards

P.HFWC.015

her

make

into

like

him

would



time

them

then

these

some

so



# Phonics

High Frequency Word Cards

P.HFWC.017

has

write

more

look

two

go



number

could

no

see

people

way



# Phonics

High Frequency Word Cards

P.HFWC.019

my

than

live

me

back

give





thing

just

our

most

after

very



# Phonics

High Frequency Word Cards

P.HFWC.021

name

good

sentence

man

think

say



great

where

help

though

much

before



# Phonics

High Frequency Word Cards

P.HFWC.023

line

right

too

mean

old

any



follow

came

want

some

tell

boy



# Phonics

High Frequency Word Cards

P.HFWC.025

show

also

around

farm

three

small



well

end

put

does

set

another



# Phonics

High Frequency Word Cards

P.HFWC.027

big

must

because

even

large

such





went

men

why

turn

ask

here



# Phonics

High Frequency Word Cards

P.HFWC.029

read

home

different

need

land

us



try

hand

picture

move

kind

again



# Phonics

High Frequency Word Cards

P.HFWC.03 I

spell

air

off

change

away

play



letter

mother

page

animal

house

point



# Phonics

High Frequency Word Cards

P.HFWC.033

near

answer

found

every

add

study



learn

America

world

still

should

high



# Phonics

High Frequency Word Cards

P.HFWC.035

food

between

own

below

country

plant





school

tree

never

last

father

keep



# Phonics

High Frequency Word Cards

P.HFWC.037

city

eye

though

start

earth

light



don't

story

left

head

under

saw



# Phonics

High Frequency Word Cards

P.HFWC.039

while

might

something

few

along

close



open

next

hard

seem

begin

example



# Phonics

High Frequency Word Cards

P.HFWC.04I

always

both

together

life

those

paper



got

run

important

group

often

until



# Phonics

High Frequency Word Cards

P.HFWC.043

side

car

night

children

feet

mile





white

took

began

walk

grow

sea



# Phonics

High Frequency Word Cards

P.HFWC.045

four

state

book

river

carry

once



stop

second

miss

hear

without

later



# Phonics

High Frequency Word Cards

P.HFWC.047

face

watch

far

idea

enough

eat



really

let

girl

color

almost

above



# Phonics

High Frequency Word Cards

P.HFWC.049

mountain

talk

young

sometimes

soon

cut



song

leave

being

list

family

it's

