


penguin dial-a-sum



created by michelle walker


www.creativeclassroom123.blogspot.com




michelle@creativeclassroom.co.za

graphics by www.digiwebstudios.com

©michelle walker
creative
classroom

dial-a-sum





copy onto cardstock. make a small hole through the center of the dial on the penguin's tummy. cut out the inside dial of your choice (+ 0-2 or + 0-5 or + 0-9) and make a small hole through the center. push a brass paper fastener through the hole in the cut out dial and then through the dial on the penguin's tummy and then open it up at the back. turn the dial to make number facts sums. the facts can be recorded on the recording sheet provided. this is also a terrific activity to send home for extra practice of number facts for homework. have each student make their own which can be stored in their take home file for daily revision of number facts. (for added durability you can laminate the parts before assembling.)

dial-a-sum

these are the sums I made

+ =

+ =

+ =

+ =

+ =

+ =

+ =

+ =

+ =

+ =

