

Guided Reading

Prompt Cards



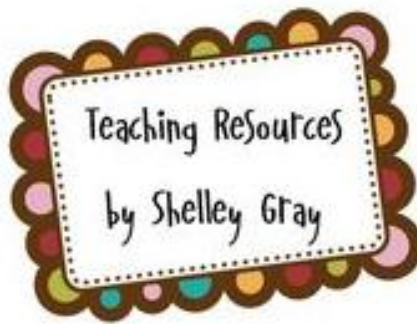
Created by Shelley Gray

Copyright © Shelley Gray 2011
All rights reserved by the author.
Permission to copy for classroom use only.
Electronic distribution limited to classroom use only.

Join me on Facebook for special offers and more!

Just click on this link and press “follow.”

<http://www.facebook.com/teachingresourcesbysheleygray>



Follow me on Teachers Pay Teachers to receive new product notifications direct to your inbox!

<http://www.teacherspayteachers.com/Store/Shelley-Gray/Products>



About this Resource

These Guided Reading Prompt Cards are intended to increase student engagement during reading and foster comprehension of fiction texts.

Place the cards face-down in a pile. During reading, have students choose a card and complete the task/answer the question.

Some of the cards are specifically suited to **during** reading; however, many can be used for after reading as well.

Enjoy!



Who is the main character of this story?



List 3 words that describe the main character.




What is the setting of this story?



Is there a problem in this story? What is it?



Predict what will happen next.



Find a **noun** in the book. Is it a person, place or thing?



Find an adjective (describing word) in the book. What does the adjective describe?




Find a **verb** (action word) in the book.




Make a text-to-self connection.



Make a text-to-world connection.



Make a text-to-text connection.



In 3 sentences or less, tell what this story is about.



Who is the **author** of this book?



Who is the **illustrator** of this book?



In what year was this book published?



Find a word that you have not seen before. What do you think it means?



Why do you think the author chose this title for the book?



From whose point of view is this story being told?



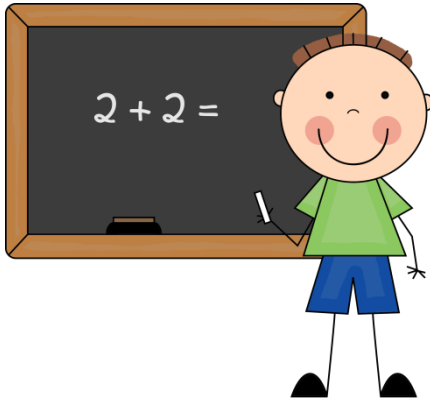
Which character in this story is most like you? Why?



What is the genre of this book?




Use the events in this story to create a math story problem.



Choose 1 sentence and read it aloud with amazing expression!



Are there any features that make this story easier to read (headings, bold print, etc.)?



How do you think this story will end?




You may also be interested in...

Student Portfolios: a Collection of Printables for Throughout the Year

~Activities to encourage meaningful reflection and metacognition

<http://www.teacherspayteachers.com/Product/Student-Portfolios-a-collection-of-printables-for-throughout-the-year>



Number of the Day: Developing Number Sense

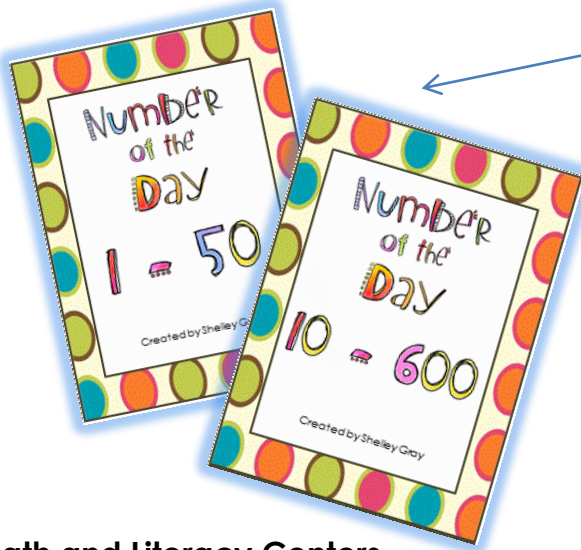
~ Fun daily activities to encourage the understanding of number

Numbers from 1-50:

<http://www.teacherspayteachers.com/Product/Number-of-the-Day-Developing-Number-Sense-Numbers-from-1-50>

Numbers between 10 and 600:

<http://www.teacherspayteachers.com/Product/Number-of-the-Day-developing-number-sense>



Math and Literacy Centers

~Tons of math and literacy centers for a variety of themes including springtime and oviparous animals

<http://www.teacherspayteachers.com/Store/Shelley-Gray/Products/Search/%20Keyword/Page-1/1420>



View a full listing of products at: <http://www.teacherspayteachers.com/Store/Shelley-Gray>

or: <http://www.facebook.com/teachingresourcesbyshelleygray>

Thank-you!

Thank you for downloading this item. If you have questions, concerns or general comments, please feel free to contact me at

theteachingshop@gmail.com

or through my Facebook page at

<http://www.facebook.com/teachingresourcesbyshelleygray>

Have a wonderful day!

~ Shelley

Some of the graphics and lettering for this resource are courtesy of:
Graphics Factory, Thistlegirl Designs, Scrappin Doodles, Graphics Factory
and Lettering Delights

Copyright © Shelley Gray 2011
All rights reserved by the author.
Permission to copy for classroom use only.
Electronic distribution limited to classroom use only.