

Number Munchers

An activity to help
teach numbers 1-30




By: Christie Lamb




Number Munchers










Math Skills: Number Munchers is a fun game to play with 3-5 players while working on number recognition.

Preparation: Print on Cardstock and laminate for durability. Cut out each card and Simply choose which numbers you want to work with (1-10, 10-20, 20-30, or all the above!) You will need 3 monsters as well as 3 Number Munchers (monsters with numbers on their bellies) for every ten numbers you are playing with. I have included a blank card version for you to add your own numbers as well.

To Play: Simply shuffle the cards and set in the middle of the table. Each player will draw a card and read the number. If the player cannot read the number on the card, place it in the bottom of the card pile. The game continues with each player drawing a card. If a player draws a monster, they get to steal another players cards but only if they can read the number. Sounds simple right? Just watch out for the Number Munchers!!! If you happen to draw a Number Muncher, you have to put all your cards back in the card pile! The player with the most cards in the end wins!!!







1	1	2
2	3	3
4	4	5

5

6

6

7

7

8

8

9

9

10

10

11

11

12

12

13

13

14

14

15

15

16

16

17

17

18

18

19

19

20

20

21

21

22

22

23

23

23

24

24

25

25

26

26

27

27


28

29

29

30

30



Thanks for downloading! If you have any questions feel free to email me at christielamb@hotmail.com

Happy Teaching!

Christie Lamb

Special Thanks to:
sugarfrogfonts.blogspot.com
www.thislegirlsdesigns.com