

Addition Story Problems

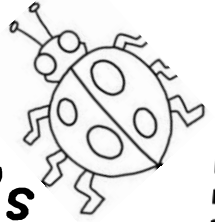
Fully aligned to the new
Common Core standards

K.OA.1 & K.OA.2

standards labeled on each page

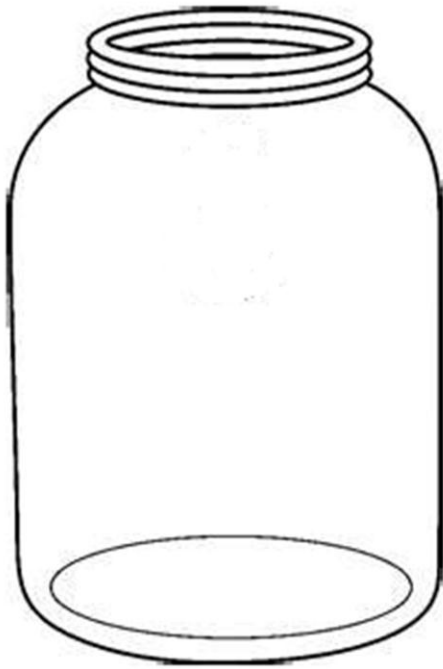
Name _____ Date _____

Tad's Bug Jar



Tad put 5 ladybugs in his bug jar. Tad's sister put 3 more ladybugs in Tad's jar. How many bugs does Tad have in all?

My Picture:



My Tally/Graph Chart:

My Equation:

$$\underline{\quad} + \underline{\quad} = \underline{\quad}$$

My Answer:

_____ bugs

Name _____ Date _____

Frosty's Buttons



Jack put 3 buttons on Frosty. Ben put 3 more buttons on Frosty. How many buttons are on Frosty in all?

My Picture:



My Tally/Graph Chart:

My Equation:

_____ + _____ = _____

My Answer:

_____ buttons


Name _____ Date _____

Frog Splash




One sunny day 4 frogs jumped in the pond. Later that day 2 more frogs jumped into the pond. How many frogs are in the pond all together?

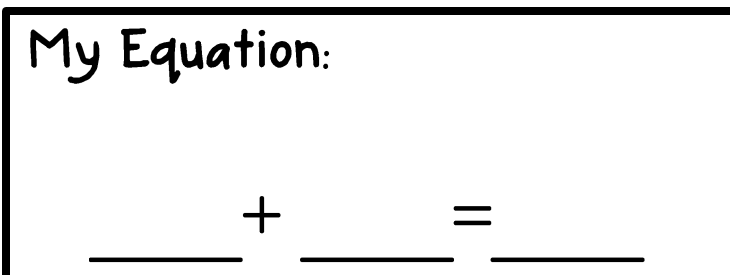
My Picture:



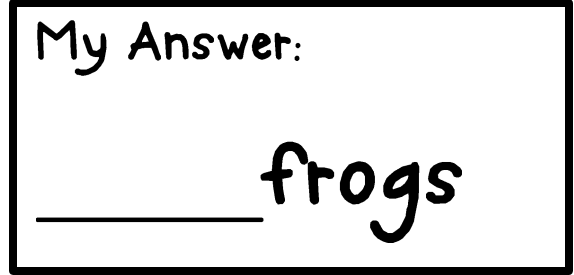
My Tally/Graph Chart:



My Equation:



My Answer:




Name _____ Date _____

COUNTING CARS




Kim saw 3 red cars pass by her house. Kim saw 3 blue cars pass by her house. How many cars did Kim see all together?

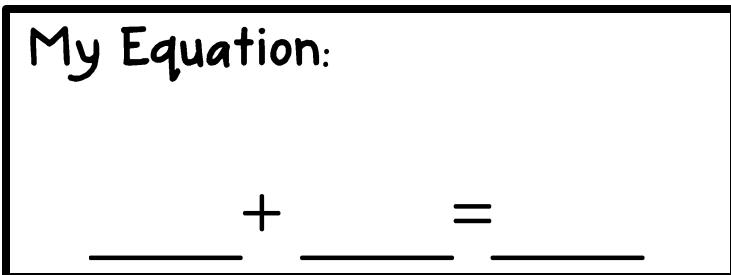
My Picture:



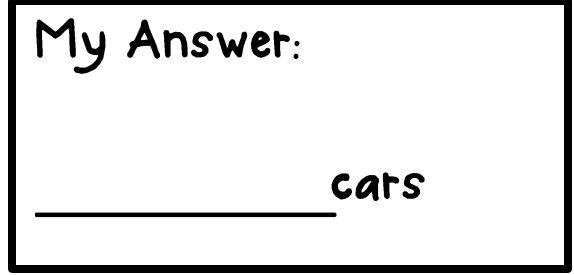
My Tally/Graph Chart:



My Equation:



My Answer:



Name _____ Date _____

Lily Pad Addition



Directions: Use the frog picture cards to solve the addition problems.

1. $4 + 3 =$ _____

2. $6 + 3 =$ _____

3. $4 + 1 =$ _____

4. $6 + 4 =$ _____

5. $2 + 3 =$ _____


6. $2 + 0 =$ _____

7. $6 + 1 =$ _____

8. $7 + 2 =$ _____

9. $5 + 5 =$ _____

10. $9 + 1 =$ _____



Name _____ Date _____

Diggin' For Bones



Directions: Use the bone picture cards to solve the addition problems.

1. $4 + 3 =$ _____

2. $6 + 3 =$ _____

3. $4 + 1 =$ _____

4. $6 + 4 =$ _____

5. $2 + 3 =$ _____

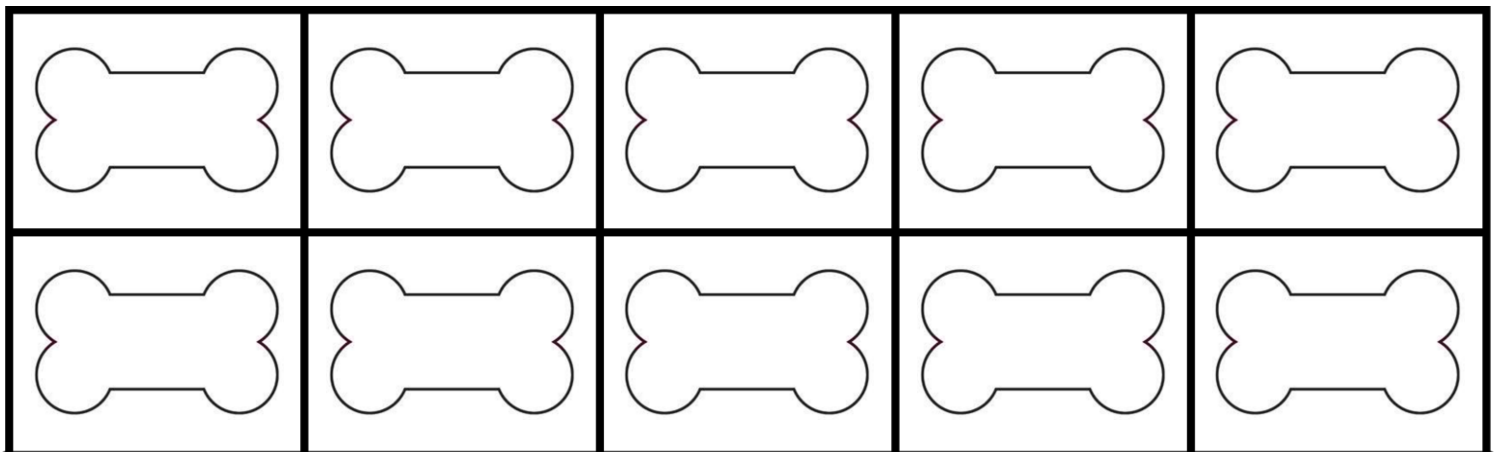
6. $2 + 0 =$ _____

7. $6 + 1 =$ _____

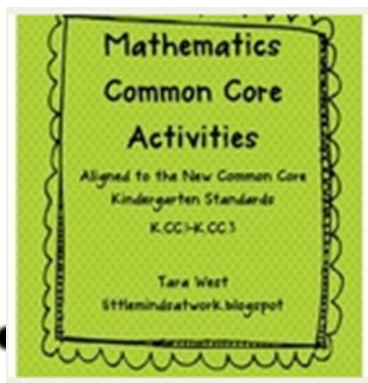
8. $7 + 2 =$ _____

9. $5 + 5 =$ _____

10. $9 + 1 =$ _____



Check out these fabulous Common Core finds at my TpT Store!



THANKS FOR DOWNLOADING
MY PRODUCT!

VISIT MY BLOG:

www.littlemindsatwork.blogspot.com



Graphics & Fonts:



Dotted Border for Worksheets:
free download from Tracee Oman TPT